



CENTURY



FIBERGLASS | TRUCK CAPS LIKE NO OTHERS..



ROYAL | MAKES YOUR PICKUP TRUCK LOOK LIKE AN SUV!

Our Royal Series truck cap is perhaps the most sleek and contemporary of its kind. The tight fit and smooth flowing lines will make your pickup truck look like a luxury SUV. An industry-first all-glass, compound-curved rear door; flush-mounted LED third brake light and curved side windows add to the Royal's "GQ" good looks and appeal. So go ahead, let them think you spent the farm.



▼
6' Dakota



5' Dakota ◀



Royal shown on 8Dodge.



Ultra full size caps are cab high, average 200 lbs., and door opening is 18.5". Smaller sizes are cab high, average 150 lbs., and door opening is 16".

ULTRA | IT'S THE WORKING MAN'S CAP THAT FITS LIKE A GLOVE.

Looking for a durable truck cap that blends well with its surroundings? Consider our Ultra Series. This Century model can take you to a job site just as easy as it can to your favorite fishing hole. Ultra's traditional styling is designed to deliver good looks along with exceptional value. Accessories like side access windows and carpeted interior are a few of our popular options you can add. Get away from the average cap with the Ultra Series.



▼ 5' Dakota



▼ 6' Dakota



8' Dodge ◀

HIGH C | MORE CARGO CAPACITY, SAME CENTURY STYLING.

Blaze your own trail with our High C Series. Builders, campers, and off-road enthusiasts (to name a few) love their High C's great looks and additional interior height. We designed this series to accommodate more supplies and bulky cargo at the request of active truck cap users. The High C Series blends style, superior construction and versatility like no other in the Century line. This cap's built to take you places.



▼
8' Dodge



6' Dakota ◀



High C shown on 6Dodge.

T-CLASS | WHEN YOU NEED A LITTLE MORE ON TOP.

Take it all with you in a T-Class Series cap. This model's molded fiberglass lines flow with your truck's body styling to complement a large cargo carrying capacity. The T-Class Series caps are the tallest in Century's line up and are offered with a variety of different window options. More accessories, higher construction standards and 35 years of experience are yours with Century. Get the largest, best looking cap on the road today.



6' Dodge




8' Dodge

T-Class full size caps are an average 8" taller than cab high, average 220 lbs., and door opening is 27.5". Smaller sizes average 8" taller than cab high, average 180 lbs., and door opening is 23.5".

ACCESSORIES | OPTIONS TO COMPLEMENT YOUR LIFESTYLE.



For Royal models, choose this push-button, rotary-latch rear entry door option.



Side access "Win-Door" with latches and piston assist is a convenience option.



This Yakima® brand slide-track roof rack lets you haul more stuff.



Our interior fold-down clothes bar will fold up and out of the way.



Remote lock available on Royal models. It's also available on Cargo Cover.




The fold-down front window option makes for ease of cleaning.



RUGGED CONSTRUCTION |

DESIGNED TO LAST A LIFETIME.


Layers include, from top: Oven-baked clearcoat with UV inhibitors, basecoat color matched to OEM specs, primer gelcoat, first layer of fiberglass reinforced resin, corner laminate, thick honeycomb core for strength, plywood (rear corners only) to mount accessories, second layer of fiberglass, and optional interior carpet.



Robotic water-jet cut for precise edges.



Our highly-engineered SteelMax™ base rails provide unsurpassed strength and security mounting and fit.



OTHER PRODUCTS |

MORE STYLES FROM CENTURY.



CARGO COVERS



ALUMINUM CAPS



DELUXE COMMERCIAL UTILITY UNIT



Century Truck Caps | 800.828.2277 | centurycaps.com